

CARBON FOOTPRINT MANAGEMENT PLAN



2024

A person/company's carbon footprint is a measure of the amount of greenhouse gases they release into the atmosphere. FINIDR, s.r.o. has actively joined the thousands of other companies around the world who are seeking to reduce their carbon footprint.

The CARBON FOOTPRINT MANAGEMENT PLAN of FINIDR, s.r.o. sets out the commitment of the company to measure, monitor and decrease its carbon footprint. This plan embodies the company's intent to reduce its impact on the environment over the long term.

The plan includes procedures for the management of the corporate carbon footprint, CO₂ emission reduction targets and an action plan for achieving this reduction within a set timeframe. The plan also sets out the methods of data collection, the criteria for assessing the quality of the processed data, as well as presents specific points that may be gradually improved in this area.

Contact person: Ing. Dagmar Kempná
Position: Head of Purchase
E-mail: dagmarkempna@finidr.cz
Mobile: +420 777 795 108

Contents

1. Company information	3
2. Corporate Policy on Climate Change.....	3
3. CFM System (Directive)	4
4. Carbon Footprint Results.....	5
4.1 Base Year for the Carbon Footprint.....	5
4.1.1 Corporate Carbon Footprint.....	5
4.1.2 Product Carbon Footprint	5
4.2 Subsequent Carbon Footprint.....	6
Compared to the base year the carbon footprint in 2021 has been reduced by 35,5%.....	6
4.3 Proven Emission Reduction	7
5. Reduction of our Carbon Footprint.....	7
5.1 Reduction Action Plan	7
6. Offsetting Carbon Footprint	8
6.1 Offset Targets	8
6.2 Product Carbon Neutrality	8
7. Data Quality Assessment	9
7.1 Data Quality Record	9
7.2 Data Quality Assessment	9
7.3 Improvement of Data Quality over Time	9
8. Carbon Footprint Communication	11
8.1 Public Communication Regarding Climate Change	11
8.2. Statement and Carbon Footprint Logos.....	12

1. Company information

FINIDR, s.r.o. is one of the largest European producers of hardback and paperback books. The company, established in 1994, currently employs 600 people and produces over 33 million books a year. Of the total production, 80 % is destined for export. The company holds the following certificates: ISO 14000, ISO 9001, ISO 50001, Fogra PSO, CrefoCert, FSC® and Green Enterprise. The sole owner is Jaroslav Drahoš, Ing.

FINIDR, s.r.o. regularly invests in state-of-the-art printing and bookbinding technologies. The company takes many steps regarding social responsibility towards the place where it operates. It actively supports education in cooperation with organizations like People in Need, Czechs Read to Kids, ADRA and others, and has a long-term commitment to the protection of the environment and natural resources. It has also been working for a long time to protect the environment and natural resources.

2. Corporate Policy on Climate Change

FINIDR, s.r.o. assumes responsibility for its business and production activities and for the CO₂ emissions resulting from these activities. This responsibility is based on the following principles:

- FINIDR, s.r.o. will put effort into mitigating climatic change.
- FINIDR, s.r.o. will reduce its annual emissions of greenhouse gases and will act responsibly to maintain the climate. In so doing, the company contributes to reducing its corporate carbon footprint.
- FINIDR, s.r.o. will ensure that corporate activities like the purchasing of materials or transportation are carried out in accordance with the intentions listed within this document.
- FINIDR, s.r.o. will look for solutions, which will lead to sensible investments resulting in reductions in greenhouse gas emissions.
- FINIDR, s.r.o. will maintain a system for the annual monitoring and reporting of greenhouse gas emissions. This system must be stable, precise, transparent and in accordance with the NEPCon Carbon Footprint Management standard.
- FINIDR, s.r.o. will clearly communicate its corporate policy, emissions reduction targets and the achieved reduction.
- FINIDR, s.r.o. will strive to raise a positive attitude towards the environment in its business partners, customers, suppliers and employees.

Český Těšín, 14. 4. 2023

.....
Ing. Jaroslav Drahoš
owner

3. CFM System (Directive)

Our carbon footprint management system is explained below:

- a) **Subject of analysis:** Company and product certification
- b) **The base year for carbon footprint measurement:** 2015
To gather more complete data
- c) **Greenhouse gases:** The most significant anthropogenic greenhouse gas produced by our company is carbon dioxide (CO₂). We also take into consideration the emissions of methane (CH₄) - they are included in the calculation by means of *the equivalent amount of carbon dioxide* (tCO₂ eq). Other greenhouse gases are not included in the calculation.
To determine the potential global warming effect of the given gases in relation to the greenhouse effect, we use the following link:
https://www.ipcc.ch/publications_and_data/ar4/wg1/en/ch2s2-10-2.html.
- d) **Employees responsible for data accuracy:**
Dagmar Kempná (Purchase of Raw Materials) - responsible for carbon footprint management, provides data from internal systems and information gathered from suppliers.;
Zdeňka Alexová (Head Accountant) – supplies data from the accounting system;
Vojtěch Rusnok (Expedition) – supplies data from the internal system and from carriers;
Michal Misiarz (Maintenance) – supplies data from the maintenance system and from external waste management handlers;
Bohuslava Otevřelová (Calculation) – supplies data from the business trips monitoring software, from courier companies and from employees.
- e) **Employee training:** Training takes place once a year according to a pre-prepared format of which a proper record is maintained with information on the participants, etc.
- f) **Archiving of documentation:** The “CARBON FOOTPRINT MANAGEMENT PLAN” is kept both in hardcopy and electronic forms and is available to interested parties, both internal (employees) and external (auditors, public). The documentation also includes 2 appendices: “Scope list” and “Product lifecycle phases”. The documentation is reviewed annually as part of the internal audit and is kept for 5 years.
- g) **Data collection:** Data collection is based on the corporate accounting system (Ventus) and the internal information system (SyteLine). Internal company and employee records are also used where relevant.
- h) **Calculation:** To calculate the carbon footprint, a tool provided by NEPCon is used (in Excel format) in which the values for the individually monitored data, emissions factors and other data necessary for the calculation are entered.
- i) **Emissions not counted:** Emissions related to low-scale activities like the production of cardboard sleeves, cut-outs, etc., and which represent less than 2.5 % of total activities, are not counted. In such cases, the sourcing of data for the correct calculation of the carbon footprint is considered to be either too demanding or inaccurate.
- j) **Recalculated emissions:** Emissions produced by e.g. transport of low turnover input materials are recalculated by estimation.
- k) **System of assessment:** An internal audit is conducted annually which focuses on the assessment of the data input, calculation of the carbon footprint, data quality, data collection and the education of employees.

- l) **Offsetting:** Offsetting will be used to compensate part of the corporate carbon footprint and to produce Carbon Neutral Products as requested by customers.

4. Carbon Footprint Results.

4.1 Base Year for the Carbon Footprint.

4.1.1 Corporate Carbon Footprint

The base year for determining the progress made in the company’s carbon footprint management is 2015.

Total emissions: **19 260,8 t CO₂e**

Intensity: **1,99 t CO₂e per tonne of product**

Emissions by scope:

Scope 1:	Scope 2:	Scope 3:
192,5 t CO ₂ e	2 654,5 t CO ₂ e	15 496,6 t CO ₂ e

Note.: Scope list (see Appendix 1)

4.1.2 Product Carbon Footprint

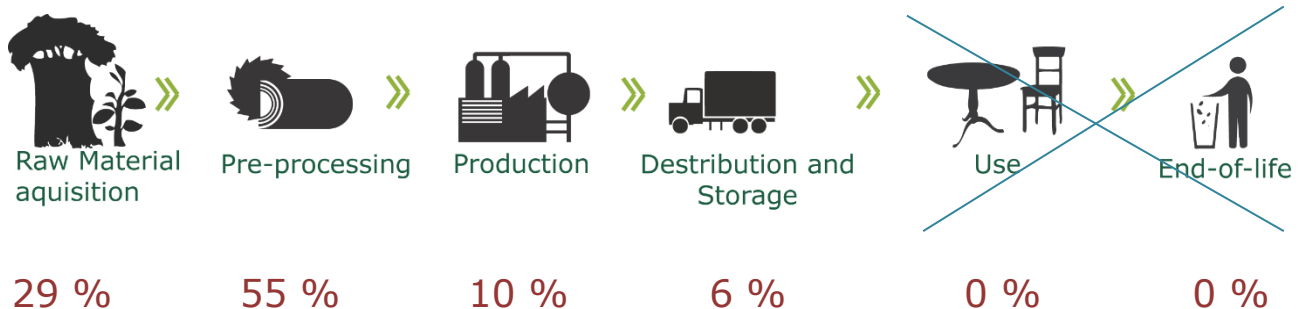
The base year for determining the progress made in the company’s carbon footprint management is 2015.

The product is the book V8a:

- Format: 210 x 297, Issued 2 000 pieces
- Inside: 264 pages, colour scheme 4+4, matt coated paper 135 g, fadensiegel binding
- End-papers: colour scheme 4+4, 140 g woodfree uncoated paper
- Cover: colour scheme 4+0, gloss coated paper 135 g, matt lamination
- Cardboard: 3 mm

Total carbon footprint: **3.424 kg of CO₂e per item**

Emissions by lifecycle:



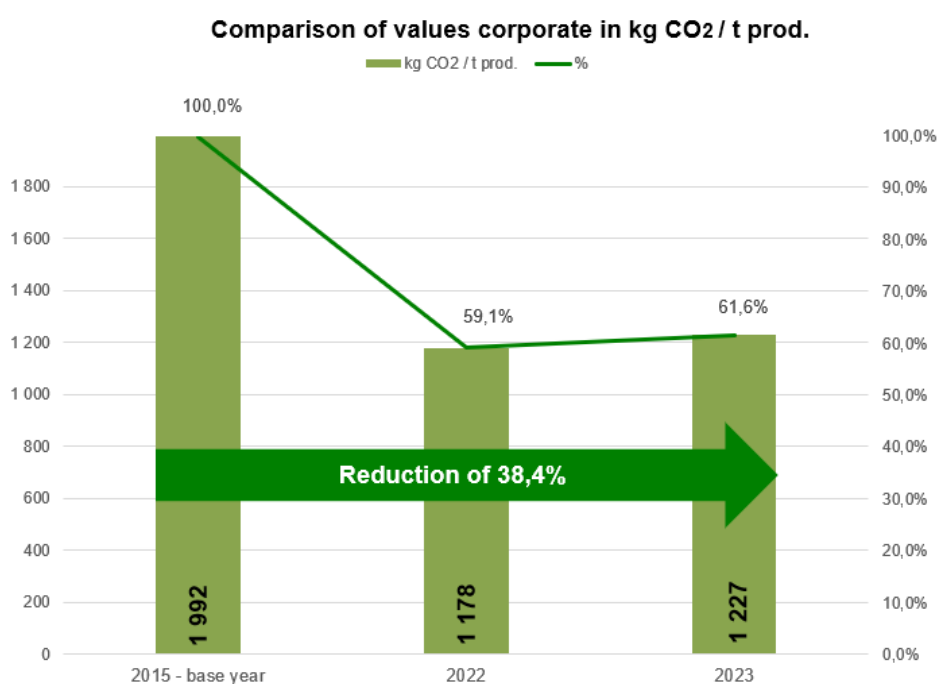
Note.: Product lifecycle phases (see Appendix 2).

4.2 Subsequent Carbon Footprint.

The carbon footprint will be monitored annually and compared with the carbon footprint of the base year. The company's goal is to reduce the carbon footprint on a year-on-year basis.

The development of its carbon footprint from 2015 to 2022 is shown in the following table and graph.

year \ CF	Corporate	Corporate per ton of production	Product	Product per piece
	tCO ₂ e		kgCO ₂ e	
base year 2015	19 260,8	1,99	4 635,9	2,32
2016	17 680,4	1,75	4 361,9	2,18
2017	12 082,2	1,18	3 435,4	1,72
2018	12 763,3	1,18	3 303,2	1,65
2019	13 166,5	1,17	3 650,2	1,82
2020	11 616,9	1,09	3 317,1	1,66
2021	18 613,1	1,29	3 621,1	1,81
2022	19 789,2	1,18	3 614,0	1,81
2023	18 378,9	1,23	3 284,7	1,64



Compared to the base year the carbon footprint in 2023 has been reduced by 38,4 %.

4.3 Proven Emission Reduction

One of the goals of carbon footprint reduction is purchasing environmentally friendly electric energy from renewable sources. In 2023, we sourced 100% of such electricity, resulting in a 24 % reduction in our corporate carbon emissions. Our long-term objective is to continue sourcing 100% of our energy from renewable sources in the coming years.

Due to being a significant consumer of electricity, FINIDR decided to invest in its own photovoltaic power plant. Since 2022, we have been successfully utilizing kWh from our photovoltaic panels. In 2023, we produced and consumed a total of 701.461 MWh, which represents an 8.1% reduction in electricity consumption from the grid. We plan to further expand our photovoltaic capacity in the coming years.

We also affect the carbon footprint in other areas, such as:

- Participating in the Large Electronics Waste Collection Event, where we managed to collect 1040 kg of discarded electronic equipment, which is 696 kg more than in 2022. By recycling this material, our company saved 696 kgCO₂e.
- Buying carbon-neutral office paper, of which we purchased 665 thousand sheets of A4 format and 40 thousand sheets of A3 format this year.

5. Reduction of our Carbon Footprint

FINIDR, s.r.o. is committed to reducing its impact on climate change through setting ambitious, but realistic targets for emissions reduction. These targets will be realized using a planning tool for the reduction of the carbon footprint of the whole organization. The targets will be from those targets that organization can influence.

No.	TARGET
1	Electricity savings
2	Thermal energy savings
3	Purchase of green electricity
4	Purchase of input materials with lower emissions factors
5	Transport savings

The development of the CF will be monitored continuously (min. 1x/year) and assessed through reporting presented to the management.

5.1 Reduction Action Plan

FINIDR, s.r.o. strives to reduce the carbon footprint of its business activities through the following actions:

No.	ACTION PLAN	ESTIMATED REDUCTION OF TOTAL CF	TIMEFRAME
1	100 % purchase of green electricity	20 %	2024

2	Reduction of electricity consumption energy from the grid using photovoltaic cells	5 %	2024
3	Reduction of natural gas consumption for heating buildings	0,5 %	2024

6. Offsetting Carbon Footprint

6.1 Offset Targets

FINIDR, s.r.o. is committed to compensating all the CO₂ emissions related to the corporate printing and printed products: corporate magazine, promotion materials, promotion samples of products. One of the most significant methods for the mitigation of the negative impact of CO₂ emissions is the purchase of carbon credits. FINIDR, s.r.o. will strive to support ecological projects related to the activities of our printing house.

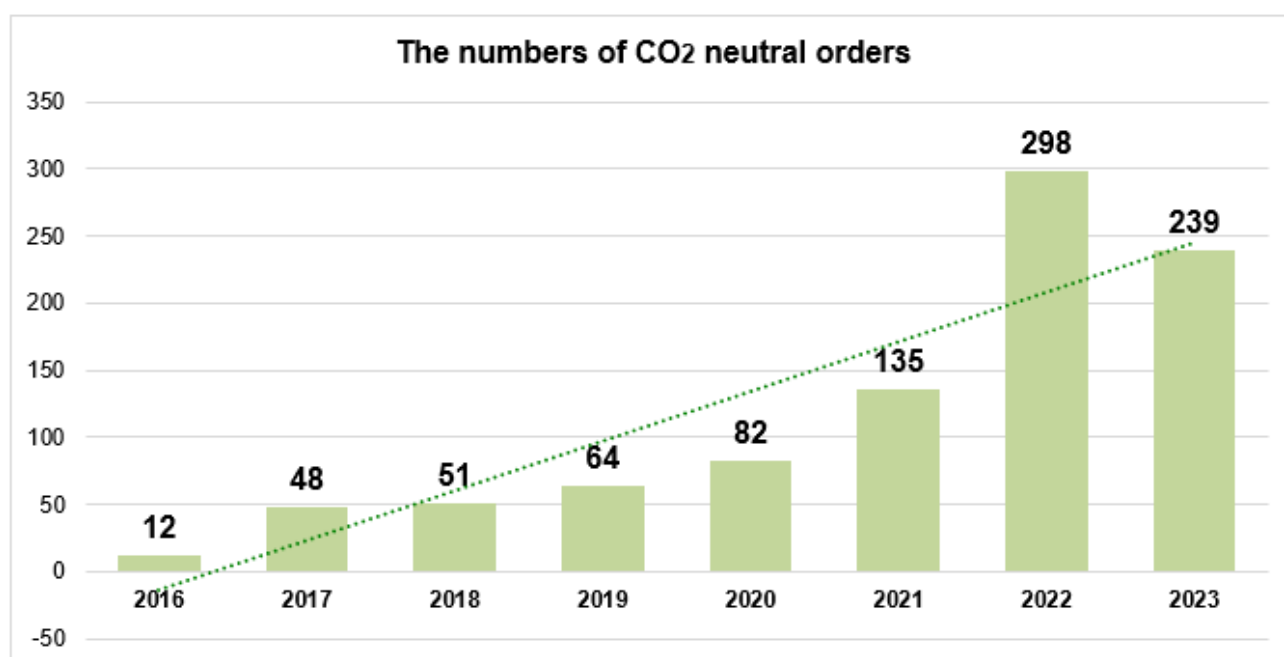
The carbon credits are purchased from pre-approved suppliers and after consultation with the certification company. All these projects are in accordance with offsetting principles and are listed in NEPCon's carbon footprint standard (Attachment 4).

6.2 Product Carbon Neutrality

Because of the growing demand of clients for a CO₂ neutral products FINIDR, s.r.o. has reduced its corporate carbon footprint, thus maintaining the ability to offer zero-carbon products.

In 2023 we compensated 351 t CO₂ while supporting tree planting in Costa Rica within BaumInvest Mixed Reforestation in Costa Rica, <https://www.goldstandard.org/projects/bauminvest-reforestation>.

The following table shows the numbers of CO₂ neutral orders since 2016:



7. Data Quality Assessment

7.1 Data Quality Record

In order to monitor and improve the quality of data over time, FINIDR, s.r.o. maintains a qualitative / quantitative assessment of data quality throughout the entire carbon footprint management system. This includes activity data, data allocation, estimates and recalculations and also the emissions factors used. Data quality is evaluated on the basis of completeness, as well as on its temporal, geographical and technological accuracy.

7.2 Data Quality Assessment

FINIDR, s.r.o. endeavours to use current and accurate input data. This includes the provision of primary data for all activities under the control of the company: at least all emissions for Scopes 1 and 2 as derived from invoices, mileage and annual or monthly counter readings; and estimations or allocations due to incomplete data for some cases for Scope 3.

No.	ACTIVITY	SCOPE	DATA TYPE	
			Primary (exact)	Secondary (calculated, estimated)
1	Diesel forklifts	1	X	
2	Transport for business purposes	1	X	
3	Natural gas	1	X	
4	Electricity	2	X	
5	Transport of products	3	X	
6	Transport of input materials	3		X
7	Courier shipments	3	X	
8	Business trips	3	X	
9	Commuting employees	3		X
10	Waste	3	X	
11	Input materials	3	X	
12	Air conditioning units	1	x	
13	Water	3		x
13	Emissions factors			X

7.3 Improvement of Data Quality over Time

FINIDR, s.r.o. is committed to providing the most accurate carbon footprint result and to demonstrate its reduction. It will continuously seek to improve the quality of the collected and used data in the calculation of its carbon footprint.

FINIDR, s.r.o. will implement measures that will ensure the highest data quality both within and outside the company, using the latest updated resources, and through the use of primary data as much as possible. These objectives include the following:

- Primary data** – ensure continuous data recording by responsible employees and corroborate it with the respective documents;
- Data collection** – regularly submit the collected data to the person responsible for the calculation. This person is responsible for the quality and the accuracy of the data;
- Calculation** – endeavour to improve the calculation procedure;

d) **Emissions factors** – regularly improve the emissions factors;

e) **Allocation** – endeavour to limit the extent to which estimations and recalculations are made.

No.	ACTIONS	IMPACT ON CF
1	Refinement of emissions factors for individual items of input material	Refinement of calculation of corporate and product CFs
2	Refinement of input data related to specific emission sources	Refinement of calculation of corporate and product CFs

Between 2015 and 2023, we have been able to refine our emissions calculations, mainly due to accurate input data. Out of the total of 16 monitored areas, we have precise input data for 13 of them (see point 7.2). Inaccurate input data occur in the items of transportation of raw materials, commuting of employees, and emission factors. In the case of transportation of raw materials and emission factors of raw materials, it is not realistic to obtain precise data due to the diversity and quantity of individual items (up to 75 different material items are included in the calculations for raw materials). Some producers of raw materials do not provide necessary information, or they do not monitor emissions. Also, with employee commuting, we have not been successful in setting up a system that would give us real records of individual transportation despite slight fluctuations. Some data must always be calculated.

8. Carbon Footprint Communication

8.1 Public Communication Regarding Climate Change

FINIDR, s.r.o. is committed to communicate the results of its carbon footprint once a year in the following documents:




No.	DOCUMENT TITLE	DOCUMENT CONTENTS AND PURPOSE	REFERENCE
1	Carbon Footprint Management Plan	Information on CF management	www.finidr.com

FINIDR, s.r.o. will use the opportunity to communicate the acquired certificate Carbon Footprint Management and the respective logos to its clients and employees in the following materials:

No.	DOCUMENT TITLE	DOCUMENT CONTENTS AND PURPOSE
1	Promotional material (catalogues, flyers)	General information
2	Newsletter (customers)	General information
3	Company magazine (employees)	General information
4	Trade fairs and corporate events (billboards)	General information
5	Social networks	General information
6	Visualization on information panels throughout the company	General information

8.2. Statement and Carbon Footprint Logos.

FINIDR, s.r.o. uses the logos below:

CFM LOGO	CFM STATEMENT	LINK
CORPORATE CF		
Measuring CO ₂		<p>We managed to achieve 40,9 % reduction of our carbon footprint when compared to 2015. The carbon footprint was verified by NEPCon in August 2023.</p> <p>http://www.finidr.com/</p>
PRODUCT CF		
CO ₂ Neutral	 	<p>We consider our products labelled with these logos as CO₂ neutral because we compensated all carbon emissions related to them. Offsetting process is verified by a third party by means of The Gold Standard. Verified by NEPCon in August 2023.</p>